



Réalité
Augmentée

SCOOP

Luminaire design: Michel TORTEL

The **SCOOP** luminaire is synonymous with novelty; it combines the fluidity and elegance of refined lines with the efficiency of LED solutions in an association that is resolutely innovative and contemporary.

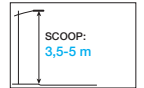
The sobriety and discretion of **SCOOP** speaks an innovative and benevolent message, in current language.

SCOOP is available in three levels of functionality. **SCOOP** has numerous light distributions (symmetric, circular or asymmetric).

In the **KEA** variant, this luminaire uses the graphical charter of the **KEA** line, and thus participates in the coherence of this complete family of lighting and urban furniture.







SCOOP



SCOOP KEA



APPLICATIONS

- Mounting: top
- Carparks, parks and gardens, pedestrian paths, cycle paths.
- Recommended heights : 3,5 to 5 m

DESCRIPTION

- 2 models available
 - SCOOP: Flat polycarbonate transparent bowl
 - SCOOP KEA: Structured polycarbonate transparent bowl
- Models available in 3 levels:
 - 1E: Unique version for standard use
 - 2EA: Fixed settings for night dimming
 - 2EB: Fixed current setting at 700mA, without options
 - 3E: Most efficient and customizable version Injected die cast aluminium bottom and canopy
- Body, cover and base in die-cast aluminium
- Single Aluminium Grey polyester powder coating finish
- IP66
- IK10
- Class I or II
- **ORALENS** mono lense
- Colour temperature: 4000 K and 3000 K
- Luminaire eligible for Energy Saving Certificates

CITIZEN REFERENCE POINTS

- Materials used: Aluminium 77%, Plastic 17%, Steel 5%, Other 1%,
- Complies with the RoHS directive
- ULR<math>< 1\%</math>
- High recyclability rate

WATERPROOFING

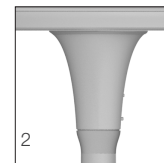
- IP66 waterproofing in accordance with the standard EN 60 529
- Extruded pneumatic silicone gasket
- Cable gland with anchoring device
- Breathing system with activated carbon filter

MECHANICAL INTERFACES

- Top cover fixing at the top of the Ø60/62mm pole, locked using 2 screws {1}
- Top cover pass through fixing with specific tip at the top of the Ø60/62mm pole, locked using 2 screws {2}
- Top cover pass through fixing with specific tip (see C tip p246) at the top of the Ø76mm pole, locked using 2 screws {3}



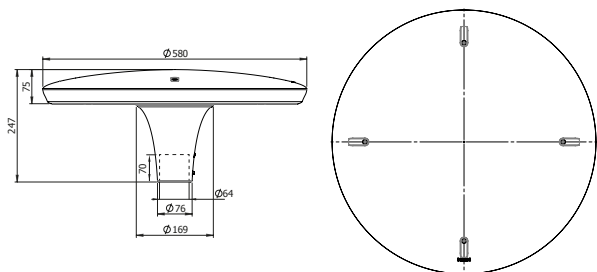
Top cover on Ø 60/62 mm pole



Top pass through cover with specific tip on Ø 60/62 mm pole



Top pass through cover on Ø76 pole



KEY POINTS

		SCOOP / SCOOP KEA		
		1E ★	2E ^{A/B} ★★	3E ★★★
Applications		Carparks, parks and gardens, pedestrian paths, cycle paths.		
Recommended heights		3,5 to 5 m		
Mounting		Wrapping or penetrating pole Ø 60/62 mm and Ø 76 mm with adapter. Screw locking		
Dimensions	Ø height	580 mm 247 mm		
Weight		8 kg		
Windage area		0,06 m ²		
Colour (*RAL to be chosen)		grey aluminium finish R3D3	●	●
Specific LED sources	LED Module	12 or 24 LED	24 LED	24 LED
	Very high Efficiency LED	-	●	●
	High Efficiency LED	●	-	-
Sources access		Direct access to the plate after removing the cover using 4 screws		
Colour temperature	3000 K	●	●	●
	4000 K	●	●	●
Optics and light distribution options		ERS, ERL	ERL, ERS, ECL	
Power supply current (mA)		700 mA	A: ANF [*] / B: 700mA	100 to 700 mA
OPTIONS	POLEDRIVE (set in the bottom of the pole)	-	-	○
	Dimming 5 (preset)	-	-	○
	Motion (setting on site)	-	-	○
	Motion 5 (preset)	-	-	○
	Motion P (set in the bottom of the pole)	-	-	○
	Motion DALI (set in the bottom of the pole)	-	-	-
	DALI (preset)	-	-	○
	FC (preset)	-	-	○
Protection Driver	10 kv	-	-	●
	8 kv	-	●	-
	4 kv	●	-	-
Class	Class I	-	●	●
	Class II	●	●	●
Pre-wired		-	○	○
Mechanical interfaces	Top cover Ø60/62 mm	●	●	●
	Top pass through Ø60/62 mm	-	○	○
	Top pass through Ø76 mm	-	○	○

* ANF: Unique program for driver, Fixed Night Dimming: 23h – 5h at 350mA and 700mA for the remaining time

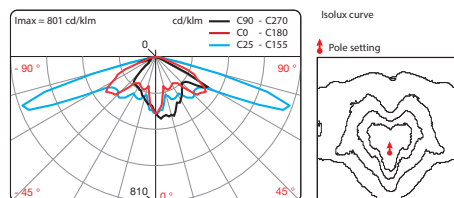
Glossary:

● Standard ○ Option - Not available

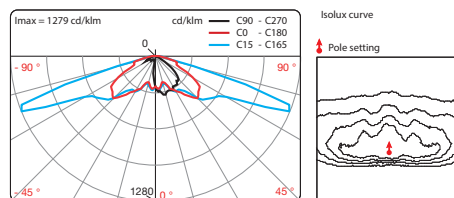
E/L/P: Lighting/Luminance/Projection, **R/C/T/F/P:** Road/Circulation/Path/Beam/Pedestrian walkway, **E/S/L/A/D/G:** Narrow/Standard/Wide/Asymmetric/Right/Left, **POLEDRIVE:** preset at the bottom of the pole / night dimming calculator with 2 configurable thresholds, set in the bottom of the pole, **Dimming 5:** night dimming calculator with 5 configurable thresholds, **Motion:** moving sensor, **Motion P:** Configurable offset presence detector at the foot of the pole, **Motion DALI:** Detector integrated to the luminaire, adjustable at pole base, **Motion 5:** Motion sensor and dimming calculator, **Motion COM:** Wireless detection and communication, **DALI:** compatible with the DALI protocol, **FC:** Compensated flux

PHOTOMETRIC DISTRIBUTIONS

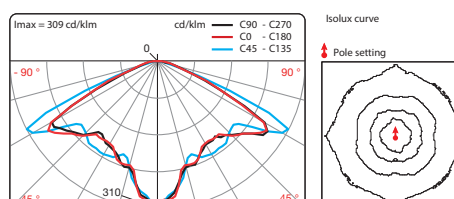
SCOOP/SCOOP KEA - ERL



SCOOP/SCOOP KEA - ERS



SCOOP/SCOOP KEA - ECL



REDUCED FLUX VERSION WITH TWO PCBs




• Only available for level 1E

MAINTENANCE

Lighting equipment maintenance

Direct access to the circuit board after removing the cover with 4 trapped screws (the cover is held by a safety line) {1}



Source maintenance

In keeping with the state of the art (initial assembly in dedicated rooms for reasons of cleanliness, static control and waterproofing...) it is recommended that, in general, you operate by standard exchange of luminaires.

LED Luminaires

Modern Streetfurniture

Waste bins

Bollards Light

tree grill

Bollards

Classic poles cast iron

Steel poles

MODERN POLES CAST IRON

Defence bollards

Drinkwater fountain

SEATING

TRAMWAY POLES

Modern LED luminaires

Classic luminaires

Classic street furniture

Ghm

Rue Antoine Durenne
52220 Sommevoire
France
Tel nr. 0033 3 25 55 23 03

ECLATEC

41 rue Lafayette
54320 Maxeville
France
Tel nr. 0033 3 83 39 38 28

Export internet : www.ghm-eclatec.com

Email export: info@ghm-eclatec.com