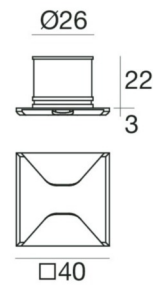


Envelope_2



Wall Lights | 1 x powerLED 1,0 W 350 mA | CRI 80
96971M18





29


Technical data	
Type	Semi-recessed
Installation position	Wall lights - Ceiling
Installation environment	Indoor
Light Source	LED
Circuit structure	powerLED
Optics	Radial
Light emission direction	external
Power	1 W
Source lumens	136 lm
Current intensity	350mA
CCT / Tone	2700 K
Colour rendering index	80 Ra
C.C. / C.V.	CC
Safety class	3
IP	IP20
Glow wire test	850°
Direct mounting on normally flammable surfaces	Yes
CE	Yes
ETL	No
Fire Rated (BS 476 PT21 compliant)	No
Operating temperature	-20 / +50
Driver included	No
Emergency mode	No
Motion sensor	No
Directional	No
Tilting	No
Walk-over	No
Drive-over	No
Cable included	Yes
Cable length	0.12 m
Resin potting	Yes
Type of light emission	Double emission
Net weight	0.04 Kg
Electrostatic discharge protection	No
Surge protection	No
Product technological characteristics	TVS
Ordinary temperature on the glass	40 °C

Finishing casing	
Material	Aluminium 6026
Colour	embossed white RAL 9003

Electronics

 99114
DALI Push and Simply Dim Multi Power 190~250V AC / 180~275V DC

 99115
0-10V N/O button Multi Power 190~250V AC / 180~275V DC

 89144
On/Off Driver 190~250V AC / 180~275V DC

Cables Electrification	
Cable connector	No



Wall Lights | 1 x powerLED 1,0 W 350 mA | CRI 80
96971M18

Double emission wall lights for indoor application. The super warm LED light source with a radial light distribution is composed of 1 powered LEDs with CCT of 2700 K and a CRI 80; the source luminous flux is 136 lm, with a 136.0 lm/W nominal luminous efficacy.

The device body is made of aluminium 6026 and features a embossed white ral 9003 finish. The ingress protection degree is IP20; the total weight is of 0.04 kg. The power supply driver is not provided and is to be ordered separately.

The total absorbed power is 1,0 W. The power supply cable is included and features a 0.12 m lenght.

The device features protection class III and can be wall lights or ceiling-mounted, with a 29 mm diameter hole (in plasterboard) with an outer casing, code 84915(for concrete or masonry).

Compliant with the EN 60598-1 standard and its specific provisions.

Illuminotechnical Features

Source lumens	136 lm
Colour temperature	2700 K
Standard Deviation of Colour Matching	1/16 ANSI BIN
Colour rendering index	80 Ra

LED Life / Failure Ratio

L70 B10 C0 361980h (at Tj 60 Ta 25)



Envelope_2 | Wall Lights | Accessories
96971M18



Outer casing - white
Type of installation: masonry L=42mm, H=35mm, D=35mm

Code
84336



Outer casing - nickel
Type of installation: masonry L=49mm, H=60mm, D=60mm

Code
84915